

ESCWA GENDER STATISTICS PROGRAMME

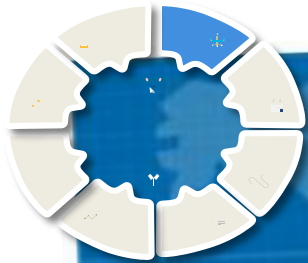
Economic And Social Commission For Western Asia



UNITED NATIONS

الاسكوا

ESCWA

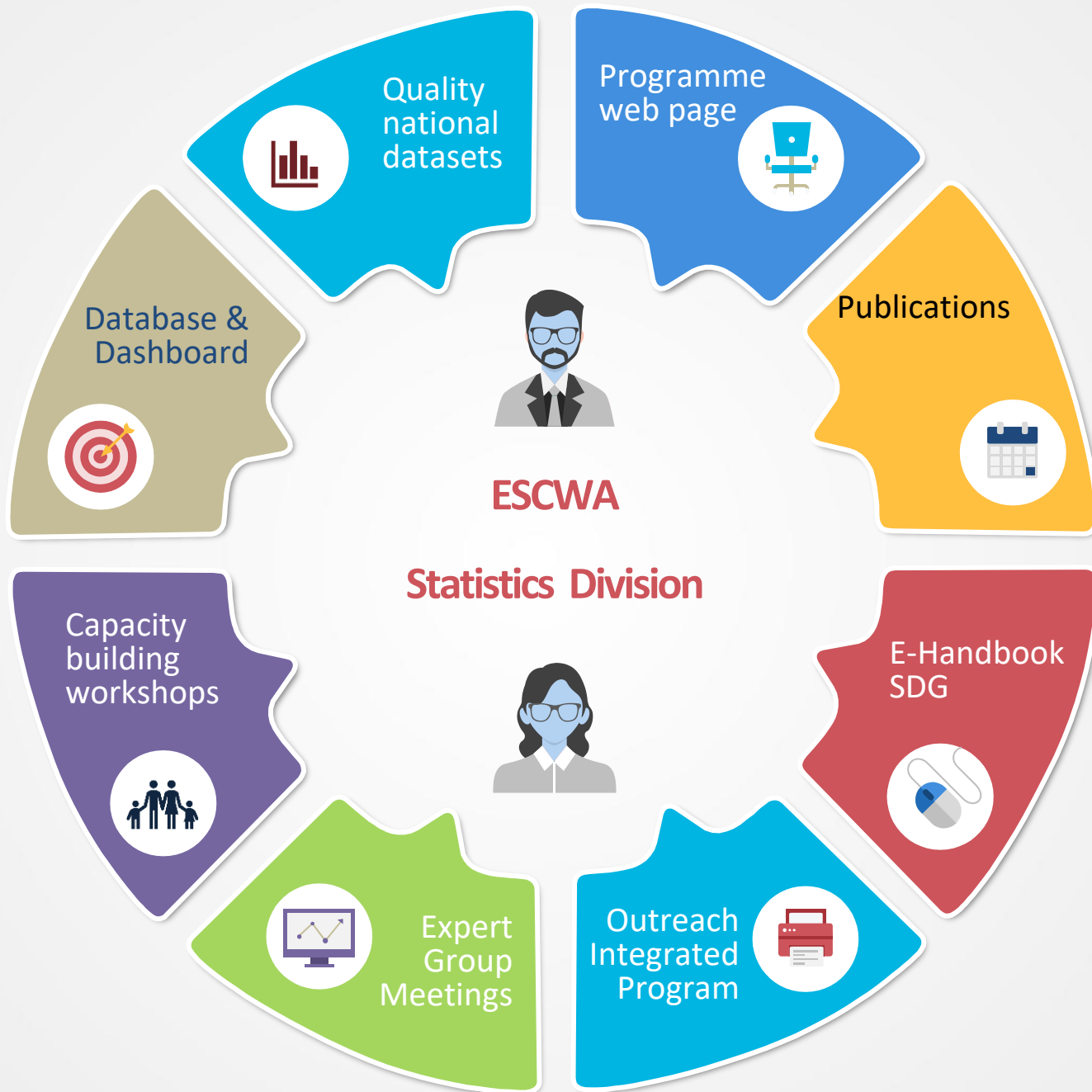


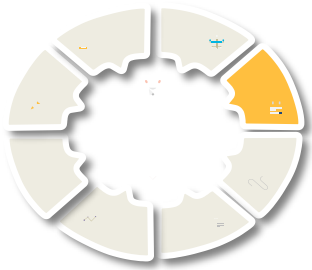
Gender Statistics

Gender statistics inform policy and programme decisions, and are critical for effective monitoring and analyses of gender gains and gaps. The need and demand for gender statistics at the national, regional and global level for systematic mainstreaming of a gender perspective within national statistical systems and in the production of gender statistics remain unmet in many areas.

Implemented by the Statistical Policy and Coordination Unit at the Statistics Division of ESCWA with key partners

<https://www.unescwa.org/our-work/gender-statistics-0>





Publications

ESCWA/SD/2019/000

ECONOMIC AND SOCIAL COMMISSION FOR WESTERN ASIA

Catalogue for Arab Gender Statistics activities

Gender Lens 2019

The Arab Gender Gap Report Gender Equality and the Sustainable Development Goals



Economic and Social Commission for Western Asia

Arab Gender Lens 2019 Pocketbook
A Statistical Portrait of the Western Asia Region

Morocco

Persons with Disability by age and sex (Percentage)

| Age Group | Female (%) | Male (%) |
|-----------|------------|----------|
| 0-4 | 0.8 | 0.8 |
| 5-9 | 0.8 | 0.8 |
| 10-14 | 0.8 | 0.8 |
| 15-19 | 0.8 | 0.8 |
| 20-24 | 0.8 | 0.8 |
| 25-29 | 0.8 | 0.8 |
| 30-34 | 0.8 | 0.8 |
| 35-39 | 0.8 | 0.8 |
| 40-44 | 0.8 | 0.8 |
| 45-49 | 0.8 | 0.8 |
| 50-54 | 0.8 | 0.8 |
| 55-59 | 0.8 | 0.8 |
| 60-64 | 0.8 | 0.8 |
| 65-69 | 0.8 | 0.8 |
| 70-74 | 0.8 | 0.8 |
| 75-79 | 0.8 | 0.8 |
| 80-84 | 0.8 | 0.8 |
| 85-89 | 0.8 | 0.8 |
| 90-94 | 0.8 | 0.8 |
| 95-99 | 0.8 | 0.8 |

Gender Parity Index

| Education Level | Earliest | Latest |
|---------------------|----------|--------|
| Primary Education | 0.8 | 0.8 |
| Secondary Education | 0.7 | 0.8 |
| Tertiary Education | 0.9 | 1.0 |

Adult Labor Force Participation Rate (Percentage)

| Gender | Earliest | Latest |
|--------|----------|--------|
| Women | 30 | 71 |
| Men | 71 | 71 |

Employment Status (Percentage)


| Gender | Earliest | Latest |
|--------|----------|--------|
| Women | 30.9 | 39.7 |
| Men | 39.7 | 39.7 |

VAW Toolkit

2019



VAW Portal



13

countries

in the region
have
conducted a

**VAW
Survey**

Algeria (VAW survey 2006),

Comoros (DHS 2012),

Egypt (ECGBVS 2015 and DHS 2014)

Iraq (IWISH 2011)

Jordan (DHS 2017-2018)

Libya (PAPFAM 2014)

Mauritania (VAW survey 2011)

Morocco (VAW survey 2009 and DHS 2018)

Qatar (VAW survey 2006)

State of Palestine (Violence survey in Palestinian Society 2019 and Domestic Violence Survey 2005-2006)

The Sudan (VAW survey 2009)

The Syrian Arab Republic (VAW survey 2009)

Tunisia (VAW survey 2010)

TUS Portal



8

countries

in the region

have

conducted a

Time Use

Survey

Algeria (2000)

Egypt (2015)

Iraq (2007)

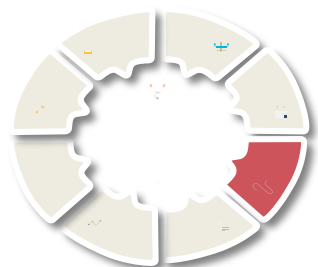
Morocco (1997 and 2012)

Oman (2000 and 2008)

Qatar (2013)

State of Palestine (2000 & 2012/2013)

Tunisia (2006)




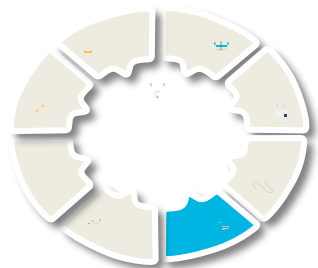
E-Handbook on SDG Framework and Metadata



Gender-relevant SDG indicators (80 indicators) (updated on 14 Mar 2018)

Many of the 232 SDG indicators require disaggregation by sex or relate to gender issues, such as maternal health and violence against women and girls. There are 80 gender-related indicators in the SDG and the table below summarises which indicators are gender-related under each goal.

| Goal | Gender-related indicator(s) | |
|--|---|--|
|  | <p>1.1 By 2030, eradicate extreme poverty for all people everywhere, currently measured as people living on less than \$1.25 a day</p> | <p>1.1.1 Proportion of population below the international poverty line, by sex, age, employment status and geographical location (urban/rural)</p> |
| | <p>1.2 By 2030, reduce at least by half the proportion of men, women and children of all ages living in poverty in all its dimensions according to national</p> | <p>1.2.1 Proportion of population living below the national poverty line, by sex and age</p> |



Integrated Gender Statistics Toolkit

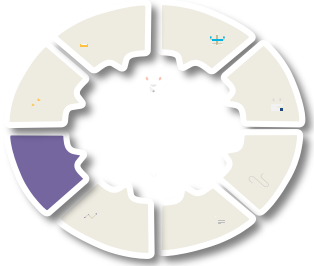


<https://elearning.unescwa.org/>

- CURRICULUM
- TOT PACKAGE
- TRAINER GUIDE
- CERTIFICATE

- ELEARNING GUIDE
- CERTIFICATE

- FLYER – A/E
- VIDEO – A/E



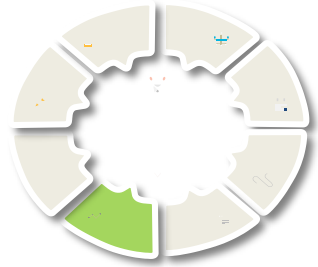
National Workshops/Seminars

Tunis National seminar on the Integrated Toolkit for Gender Statistics

Morocco National seminar on the Integrated Toolkit for Gender Statistics

Iraq second national training workshop to improve use of gender statistics

Egypt national training workshop to improve use of gender statistics, March 2019

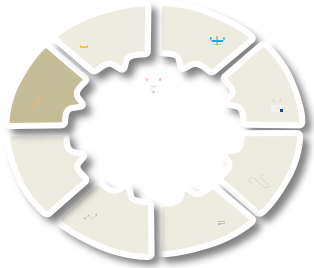


Meetings and Workshops

[Regional Workshop on Measurement of Sustainable Development Goals on VAW and TUS Indicators, 2018](#)

[5th IAEG-GS in the Arab Countries, October 2018](#)

[Meeting on the Planning and Implementation of Prevalence Surveys on VAW in the Arab Region, October 2019](#)

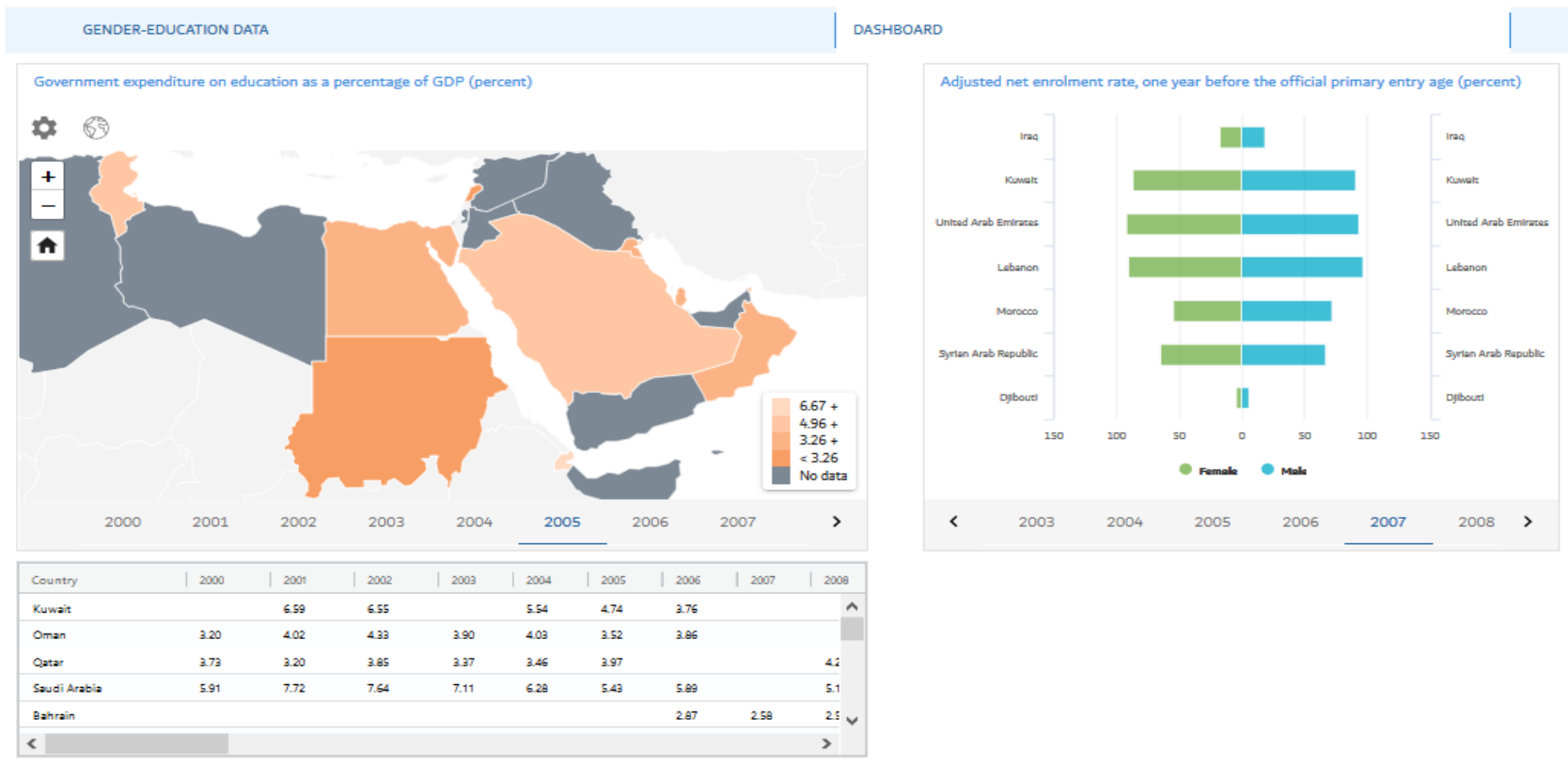


GENDER DATABASE & DASHBOARD

**22 ARAB COUNTRIES - NATIONAL AND INTERNATIONAL DATA
>200 COMPARABLE INDICATORS SDA BPfA CRPD HR**

Gender-Education

Export or





Assessment of country data

- Discrepancy with international source
 - Assessing metadata: source, definition and calc

| Indicator | Series Description | Source type | Age group | Location | Sex | Unit | Unit multi | 1989 FN | 1990 FN |
|-----------|---|---------------|--------------|----------|--------|---------|------------|---------|------------|
| 5.5.1 | Proportion of seats held by women in national parliaments | Not available | All age rang | Total | Female | Percent | Units | | |
| | | | | | | | | | 11.6 ICR |
| 5.5.1/N | Proportion of seats held by women in national parliaments | | All age rang | Total | Female | Percent | Units | | 13.2 MDGR |
| | | | | | | | | | 10.8 W & M |

- Discrepancy in national reporting
 - Establishing official source of indicator

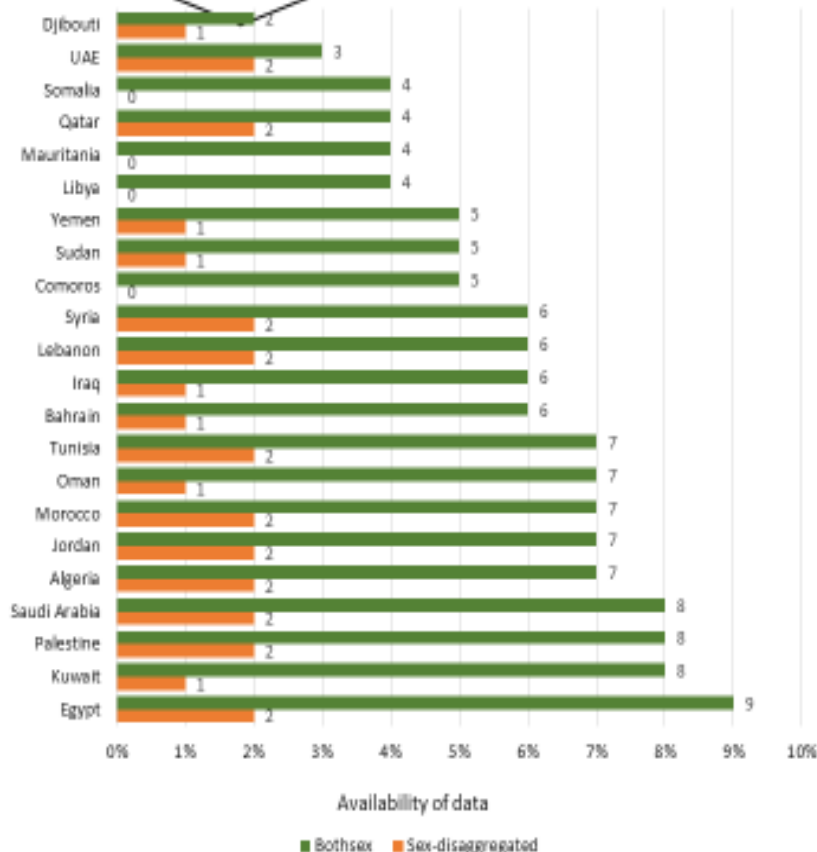
| Indicator Ref | Series Description | FN | 1999 FN | 2000 FN | 2005 FN | 2006 FN | 2007 FN | 2008 FN |
|---------------|--|----|---------|-----------|---------|-----------|---------|---------|
| 4.2.1 | Percentage of children aged 36-59 months who are developmentally on track in at least three of the following domains: literacy-numeracy, physical development, social-emotional development and learning | | | | | | | |
| 4.2.1/N | Percentage of children aged 36-59 months who are developmentally on track in at least three of the following domains: literacy-numeracy, physical development, social-emotional development and learning | | | MICS 2000 | | MICS 2006 | | |

- Availability in Global SDG DB
 - Engaging with custodian agency

Assessment of data disaggregation

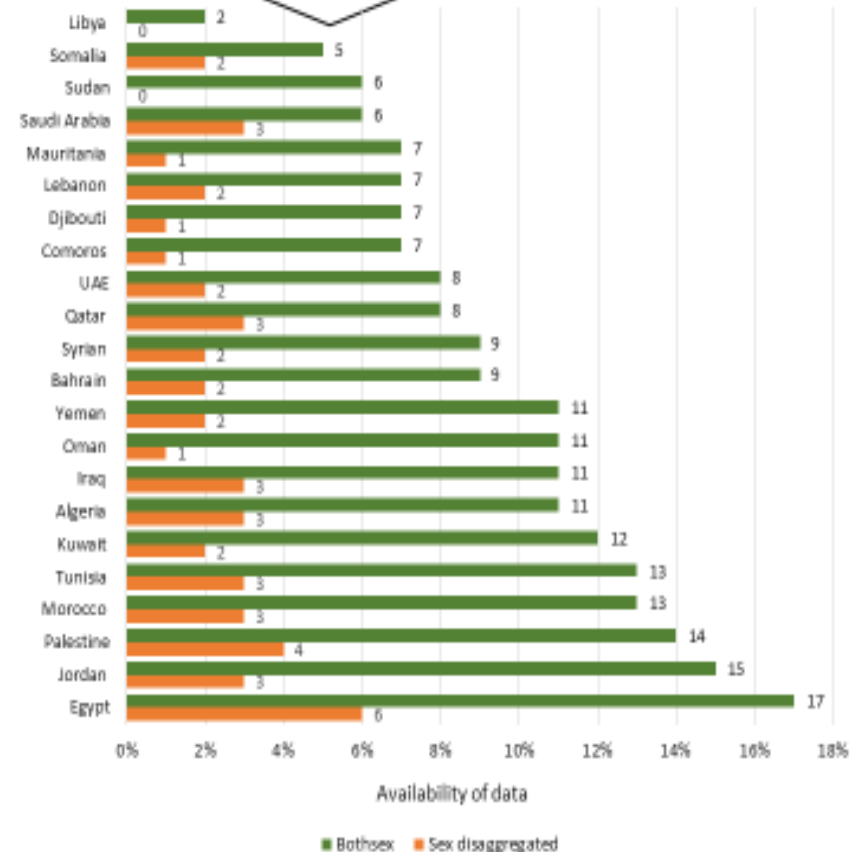
2017

- Tier I sex-disaggregated - 18 indicators
- Highest Egypt 9% however only 2% is disaggregated
- Lowest Djibouti 2%, & 1% is disaggregated by sex
- Regional average gender related indicators is 6%; and only 1% is disaggregated by sex



2018

- Tier I sex-disaggregated - 36 indicators – increased
- Highest Egypt sex disaggregation increased 2%-6%
- Djibouti & Libya no change in sex disaggregation
- Regional average for gender related indicators increased to 10%, and sex disaggregated decreased to 2%





المؤشر 5.1.1

نسبة الأفراد الذين يمتلكون هواتف خلوية
 محمولة، بحسب الجنس

| الجنس | الذكور | الإناث |
|--------|--------|--------|
| الذكور | 98% | 97% |
| الإناث | 97% | 96% |

تتمتع نسبة 98% من الذكور و97% من الإناث بالوصول إلى الهواتف المحمولة. تشير هذه النسبة إلى أن نسبة كبيرة من السكان في المنطقة العربية يمتلكون هواتف خلوية محمولة، مما يسهل الوصول إلى الخدمات الإلكترونية والتواصل.

تتمتع نسبة 98% من الذكور و97% من الإناث بالوصول إلى الهواتف المحمولة. تشير هذه النسبة إلى أن نسبة كبيرة من السكان في المنطقة العربية يمتلكون هواتف خلوية محمولة، مما يسهل الوصول إلى الخدمات الإلكترونية والتواصل.



تتمتع نسبة 68% من الذكور و42% من الإناث بالوصول إلى الهواتف المحمولة. تشير هذه النسبة إلى أن نسبة كبيرة من السكان في المنطقة العربية يمتلكون هواتف خلوية محمولة، مما يسهل الوصول إلى الخدمات الإلكترونية والتواصل.

2020-2021

6th IAEG-GS in the Arab Countries

2nd round of TOTs on Gender Statistics Toolkit

E-learning on SDG5

ICATUS in Arabic

Advisory services and workshops

THANK YOU

Economic And Social Commission For Western Asia



UNITED NATIONS

الاسكوا
ESCWA